

Free your hands up for typing not controlling the play, pause, reverse and fast-forward functions of a media player with Konexx Transcription Player and Foot Pedal.

YOUR KONEXX SOLUTION

The KONEXX Transcription Player and Foot Pedal is the ultimate low cost on demand transcription solution. Transcribing the recordings or generating reports based on the recordings is easy and efficient with the easy to use media player software and 3 Key Foot Pedal.

- ✍ Playback all of your important conversations. Easily access and replay of recorded "wav" files.
- ✍ Control the playback functions (Play, FF, Rewind and Pause) using the supplied 3 key foot pedal leaving your hands free to type while transcribing the recordings.

Features:

- ✍ Konexx Transcription Player and Foot Pedal easily installs on an individual PC or notebook.
- ✍ Pre-programmed foot pedal settings allow for ease of operation.
- ✍ Includes a counter window to keep you informed of playback position.
- ✍ Player is able to play any "wav" file format.

Specifications:

- ✍ Compatible with Microsoft Windows 98SE, Millennium, 2000, XP or Vista Operating Systems (OS).
- ✍ Foot Pedal interfaces to computer's USB port
- ✍ Foot Pedal controls the Transcription Player's play, pause, fast-forward and reverse functions.



Transcription Player Software



Screen Pop Counter for Convenient Position Reference



3 Key Foot Pedal



*For more information about your
KONEXX solution, call us today*

800-275-6354

San Diego, CA
www.konexx.com

Konexx Transcription Player and Foot Pedal is a media player that includes capability to control the play, fast forward, pause and rewind/reverse functions with the included foot pedal. Konexx Transcription Player is supplied on a CD. After completing the installation of the Konexx software, a folder called "Phone2PC" will be created in your "C:\Program Files" folder. In the "Phone2PC" folder a "Player" folder will be created and contains a file called "KonexxTPlayer.exe". "KonexxTPlayer.exe" is the application file. A shortcut to the application will also be placed on your desktop. To run the application (program) double click on the desktop shortcut that was created when the program was installed.

Konexx Transcription Player will play any "wav" format recordings including those created by Phone 2 PC programs.

To open a recording with Konexx Transcription Player, click the  symbol and select "Open file" (see Figure 1).





Figure 1

After selecting "Open file", a Microsoft "Open Sound File" window will be displayed (see Figure 2). If the folder containing the recording you want to open is not showing in the "Look in" box, use the  (located at the right of the "Look in" box) to navigate to the folder containing the recording you want to open.

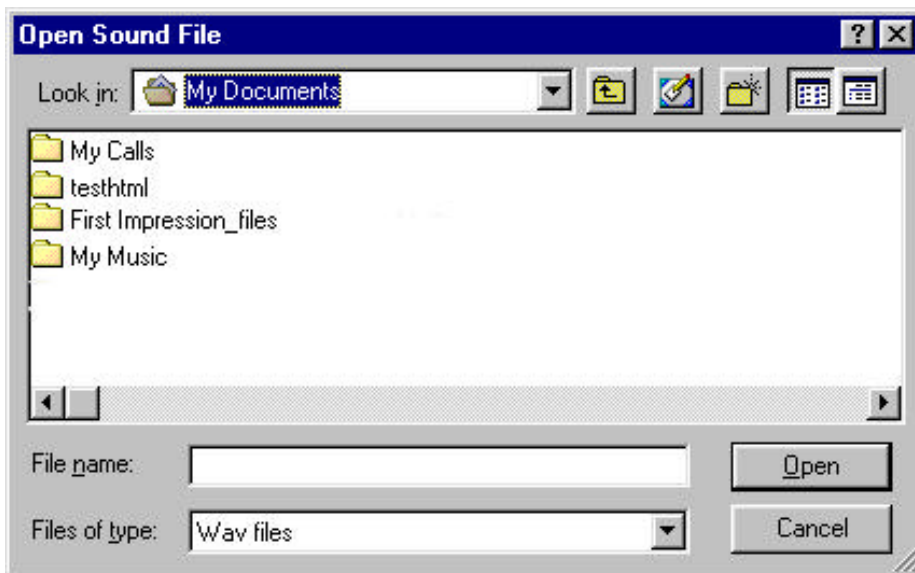


Figure 2

Once a file is open, you can control the playing of the audio file with the foot pedal.